

EP Primer Grey 440

Primer

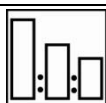
01/08/2019

L2.04.01

DESCRIPTION

Two-component epoxy-based primer for general repairs use in refinishing cars, chassis and light commercial vehicles. It provides corrosion resistance and excellent leveling with superior gloss.

Mixing ratio



4 EP Primer Grey 440
 1 EP Primer Hardener 740
 1 Lesonal Multi Thinner 810 (any)


Equipment



Spray gun set-up:
 1.5-1.8 mm

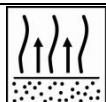
Application pressure:
 1.7-2.2 bar at the air inlet
 HVLP max 0.7 bar at the air cap

Application



2-3 x 1 coat
 Apply two or three coats; allow drying until matt between each coat.

Flash-off



Between coats
 5-10 minutes at 20°C

Drying time



Drying:	30°C	60°C
EP Primer Grey 440	8 hours	1 hour

Protection



Use suitable respiratory protection
 Akzo Nobel Car Refinishes recommends the use of fresh air supply respirator

Read complete TDS for detailed product information

EP Primer Grey 440

Primer

01/08/2019

L2.04.01

DESCRIPTION

Two-component epoxy-based primer for general repairs use in refinishing cars, chassis and light commercial vehicles. It provides corrosion resistance and excellent leveling with superior gloss.

PRODUCT AND ADDITIVES

Product	Lesonal EP Primer Grey 440
Hardener	Lesonal EP Primer Hardener 740
Thinner	Lesonal Multi Thinner 810 (any)
Colour	Grey
Basic raw materials	Lesonal EP Primer Grey 440 ; Epoxy Resins Lesonal EP Primer Hardener 740 ; Polyaminoamide Resins

METHOD OF USE

Suitable substrates	Steel Aluminum Galvanized Steel Lesonal 2K Putty 522
Substrate preparation	Prior to any sanding work, thoroughly cleanse the surface of any grease or wax with Lesonal Degreaser 910. Apply using two clean cloths in a wipe-on, wipe-off process. Original finishes – sand with P180 to P280 grit dry, or P600-P800 wet. Steel – remove all traces of rust and abrade thoroughly until a clean surface is achieved. (See Helpful Tips below.) Lesonal 2K Putty 522 – Final sanding with P280 grit dry. After sanding work is completed and just prior to the application of primer, degrease again thoroughly with Lesonal Degreaser 910.

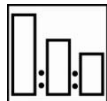
EP Primer Grey 440

Primer

01/08/2019

L2.04.01

Mixing



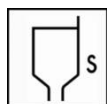
4 EP Primer Grey 440
 1 EP Primer Hardener 740
 1 Lesonal Multi Thinner 810 (any)
 Mix in a straight-sided mixing container and stir well before use.

Tinting

Can be tinted with the following products up to 15% by weight
 Lesonal Basecoat SB 120
 Lesonal 2K Topcoat MM 320
 Note: Tinting must be done before Lesonal EP Primer Grey 440 is mixed with
 Lesonal EP Primer Hardener 740

Viscosity

20-25 seconds at 20°C



Spray gun set-up / application pressure

Spray gun
 Gravity feed

Fluid tip-set-up
 1.5-1.8 mm

Application pressure
 1.7-2.2 bar at the spray gun air inlet
 HVLP max 0.7 bar at the air cap



APPLICATION TECHNIQUE

Application process & blending

Apply two or three coats; allow drying until matt between each coat. Generally this will take 5 – 10 minutes (this time will be very much influenced by factors such as temperature and air movement at the time of application).



If the product is to be applied over a thermoplastic acrylic finish, it is recommended that a thin coat is applied first, and that care is also taken in applying subsequent coats. Flash off times between each coat should also be extended.

Pot-life

8 hours at 20°C

EP Primer Grey 440

Primer

01/08/2019

L2.04.01

Drying times



Primer Hardener 740

30°C	Dust Free	8 mins
	Dry to sand	8 hrs
60°C	Dust Free	4 mins
	Dry to sand	1 hr

Film thickness By using the recommended application: 30-35µm per coat.

Recommended sanding grades	Method	Sandpaper Grade
	Wet, by hand	P800 – P1000
	Wet, by machine	P400 – P500
	Dry, by hand	P360 – P400
	Dry, by machine	P360 – P400

Cleaning of equipment Use Multi Thinner 810 (any)

Product Storage Product shelf-life is determined when products are stored unopened at 20°C. Avoid extreme temperature fluctuation. Product shelf life data see TDS S9.02.01

Helpful Tips Recoatable with Lesonal Fast Dry 410, Lesonal 2K primer 480, or Lesonal 2K Topcoat 320 within 48 hours after application of Lesonal EP Primer Grey 440. After 48 hours, prior sanding with P280 – P400 dry is necessary before applying the next coating.

EP Primer Grey 440

Primer

01/08/2019

L2.04.01

Akzo Nobel Car Refinishes (Singapore) Pte Ltd

Address: 3 Changi Business Park Vista, #05-01 Akzo Nobel House, Singapore 486051

Tel: +65 6635 5262

FOR PROFESSIONAL USE ONLY

IMPORTANT NOTE The information in this data sheet is not intended to be exhaustive and is based on the present state of our knowledge and on current laws: any person using the product for any purpose other than that specifically recommended in the technical data sheet without first obtaining written confirmation from us as to the suitability of the product for the intended purpose does so at his own risk. It is always the responsibility of the user to take all necessary steps to fulfill the demands set out in the local rules and legislation. Always read the Material Data Sheet and the Technical Data Sheet for this product if available. All advice we give or any statement made about the product by us (whether in this data sheet or otherwise) is correct to the best of our knowledge but we have no control over the quality or the condition of the substrate or the many factors affecting the use and application of the product. Therefore, unless we specifically agree in writing otherwise, we do not accept any liability whatsoever for the performance of the product or for any loss or damage arising out of the use of the product. All products supplied and technical advices given are subject to our standard terms and conditions of sale. You should request a copy of this document and review it carefully. The information contained in this data sheet is subject to modification from time to time in the light of experience and our policy of continuous development. It is the user's responsibility to verify that this data sheet is current prior to using the product.

Brand names mentioned in this data sheet are trademarks of or are licensed to Akzo Nobel.

Head Office

AkzoNobel Car Refinishes B.V., PO Box 3 2170 BA Sassenheim, The Netherlands. www.sikkenscr.com